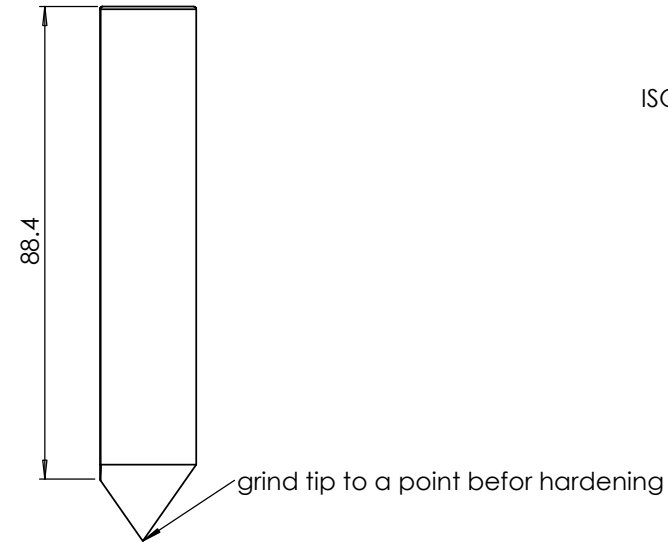
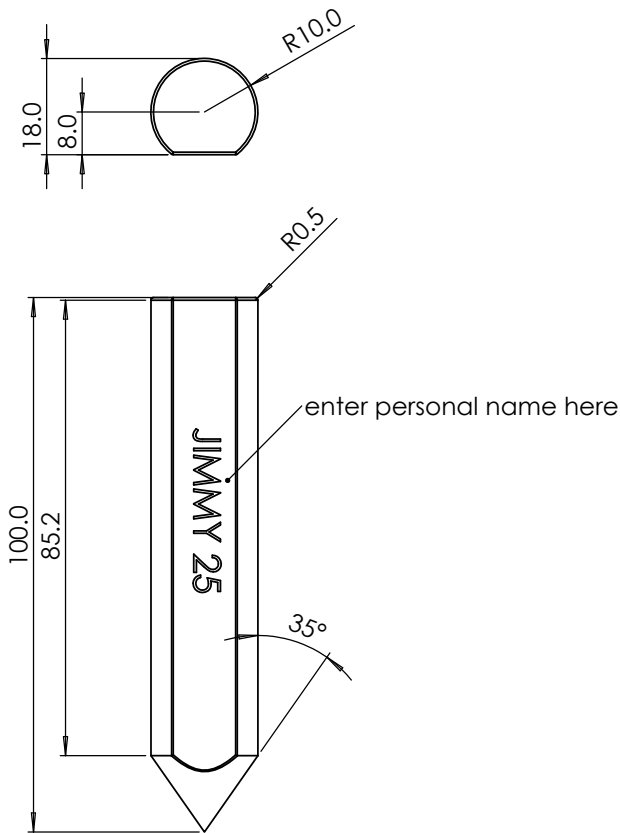



- Note:
- 1. break all edges
  - 2. knurl outer round surface( not required)
  - 3. heat treat tip for prolonged use (follow proper heating procedures for selected material)



ISO VIEW - REF ONLY  
1:1



THIS DRAWING, THE COPYRIGHT AND THE DESIGN THEREIN, ARE ALL THE SOLE PROPERTY OF QUEENSLAND UNIVERSITY OF TECHNOLOGY; AND MAY NOT BE COPIED OR REPRODUCED, WHOLLY OR IN PART, WITHOUT THE PRIOR WRITTEN PERMISSION OF THE SAID ORGANISATION.

GEN. LIMITS UNLESS STATED  
NO PLACES DEC.  $\pm 0.25\text{mm}$   
1 PLACE DEC.  $\pm 0.10\text{mm}$   
2 PLACES DEC.  $\pm 0.05\text{mm}$   
ANGLE 1 PLACE DEC.  $\pm 0.50^\circ$   
ANGLE 2 PLACES DEC.  $\pm 0.20^\circ$   
SURFACE FINISH 1.6/  
UNLESS STATED  $\nabla$   
ALL UNSPECIFIED DIMENSIONS ARE IN mm

NEXT HIGHEST ASSY		QUANTITY	1
HEAT TREATMENT	HRB	MASS	212.22 g
FINISH	AS MACHINED	NATURAL	
MATERIAL	AISI 1020 Steel, Cold Rolled		
DESIGNED BY	DEFAB	DATE	25/02/2025
APPROVED BY	DEFAB	DATE	7/03/2025

TITLE			
CENTRE PUNCH			
THIRD ANGLE PROJECTION			
DRAWING NUMBER		ISSUE	SHEET OF
Jimmy's center punch		-	1 1